

DG ECHO 2025 Funding Distribution among Partners and Sectors



Content

Global Overview (3 - 6)

Funding repartition in the 10 countries receiving the highest levels of DG ECHO funding (7 - 18)

Top 5 countries - Sector Analysis (19 - 24)

Focus on countries with high funding concentration (25 - 26)

Conclusion (27 - 28)

Data

UN OCHA Financial Tracking System
(data: as of 12 February 2026)

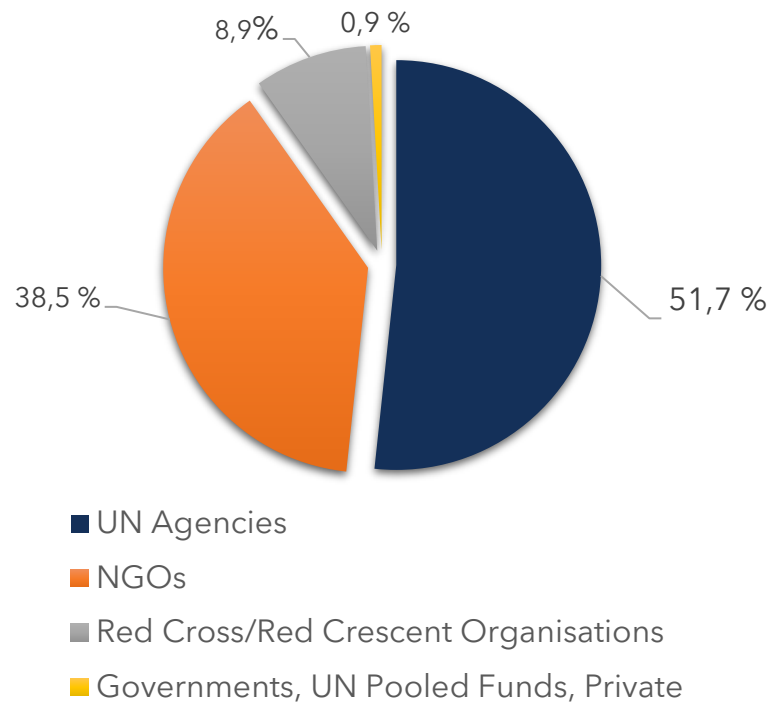
'Commitment' and 'paid contribution' are both included in the analysis.

Global Overview



Distribution of DG ECHO funding in 2025, per category of partner

Total funding in 2025:
\$3,12 billion



Distribution of DG ECHO funding

2024-2025 comparison

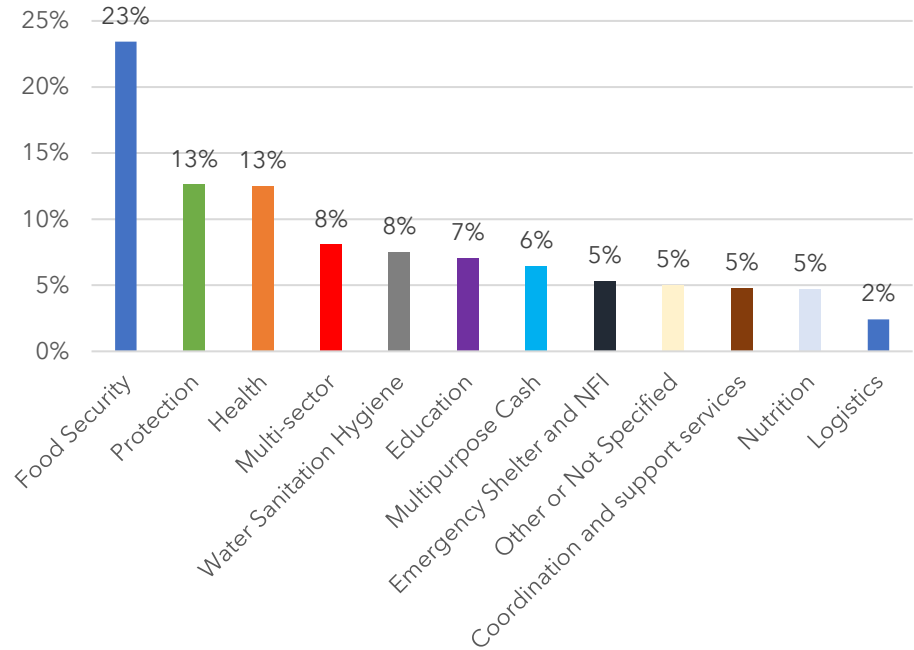


TOTAL DG ECHO FUNDING	2024 (in \$)	2025 (in \$)	Comparison
	2,807,603,366	3,120,916,390	+11 %
Repartition of funding in %	2024	2025	Comparison (percentage points)
UN Agencies	53,1 %	51,7 %	- 1,4 pp
NGOs	36,5 %	38,5 %	+ 2 pp
Red Cross/Red Crescent Org.	9,4 %	8,9 %	- 0,5pp
Governments / UN Pooled Funds / Private	0,9 %	0,9 %	=

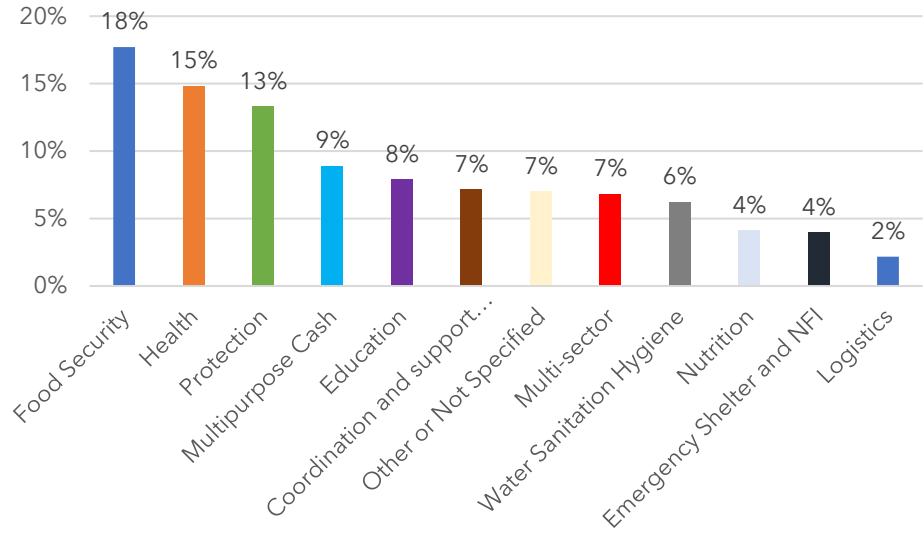
Distribution of DG ECHO funding by sector



2024



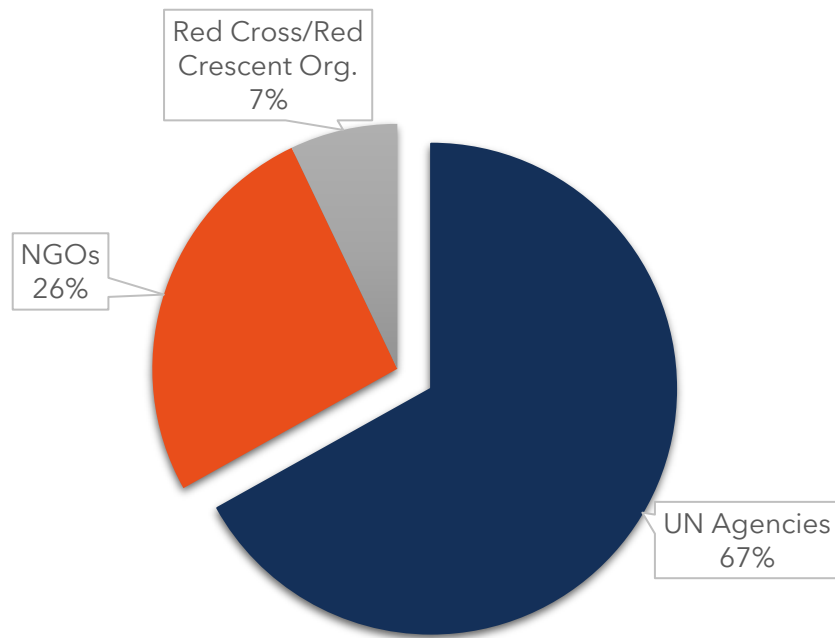
2025



Funding repartition in the 10 countries receiving the highest levels of DG ECHO funding

1. Occupied Palestinian Territories

Total DG ECHO funding in 2025:
\$272,318,321



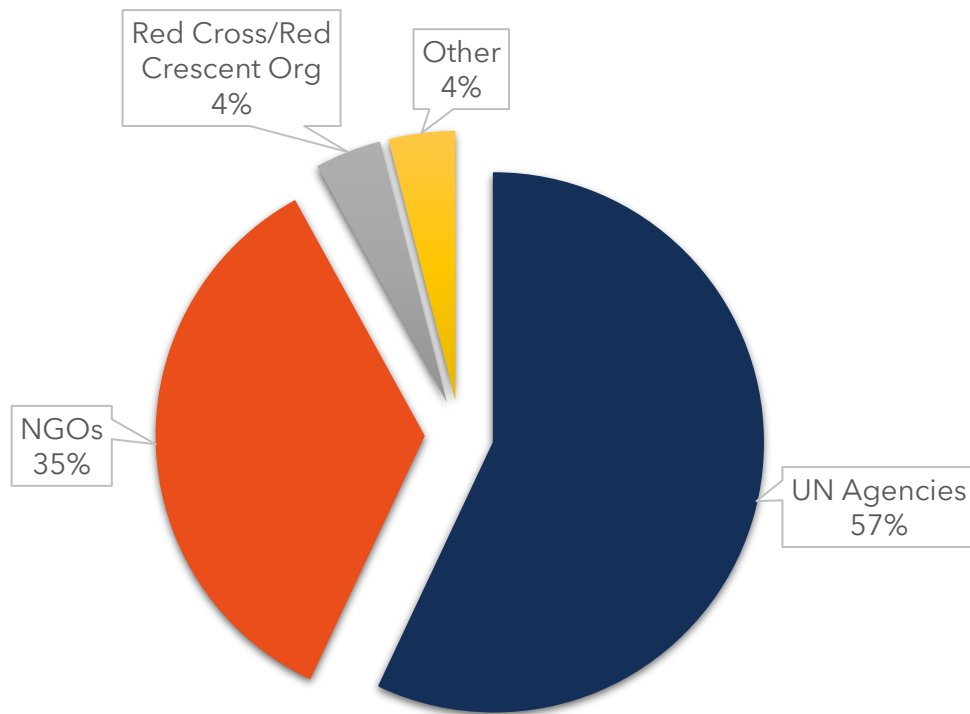
**Distribution of DG ECHO funding per partner category
(2025)**



Among the 10 countries receiving the highest levels of DG ECHO funding, OpT has the second-highest UN-dominated portfolio (67%).

2. Ukraine

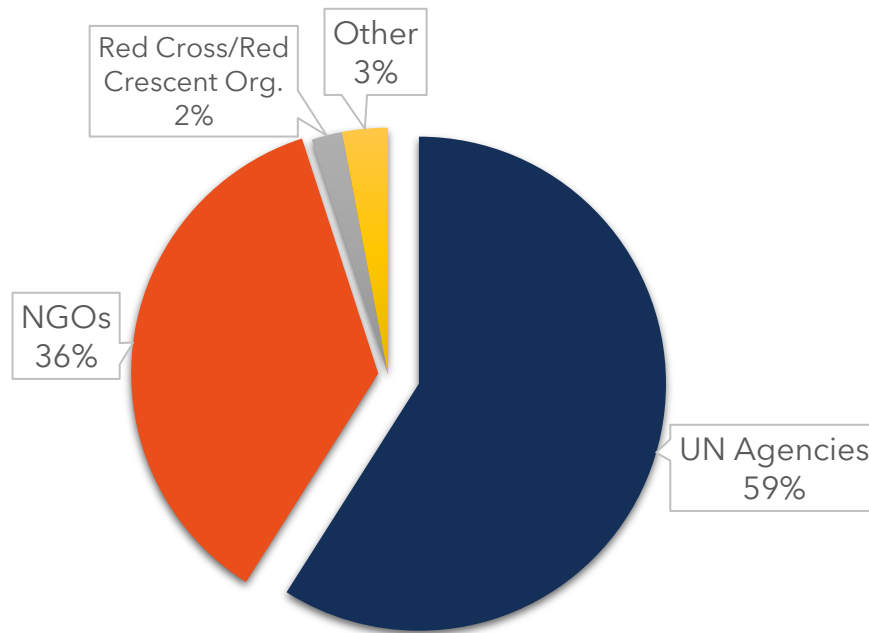
Total DG ECHO funding in 2025:
\$262,508,707



Distribution of DG ECHO funding per partner category (2025)

3. Sudan

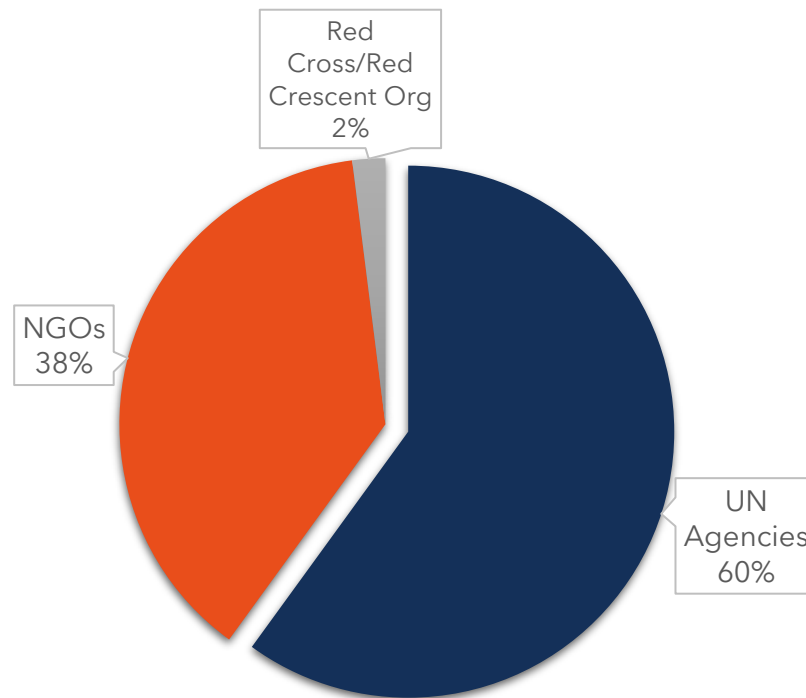
Total DG ECHO funding in 2025:
\$244,538,749



Distribution of DG ECHO funding per partner category (2025)

4. Afghanistan

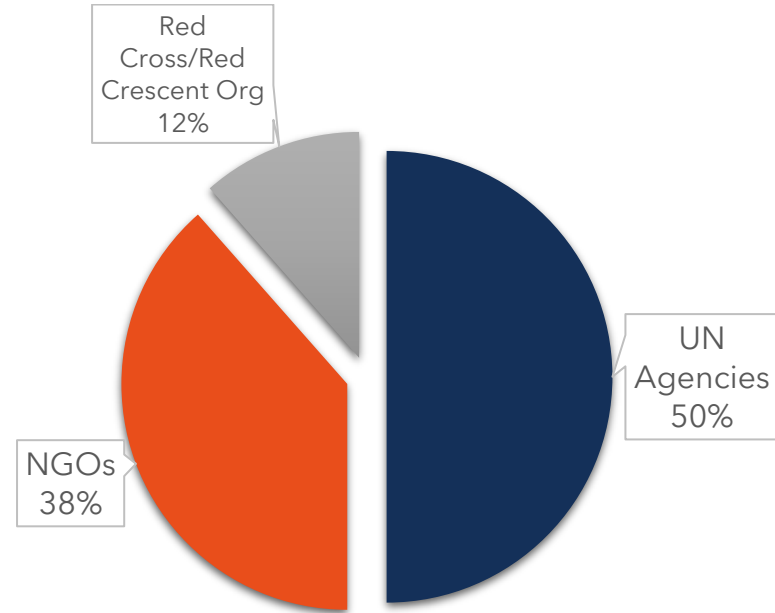
Total DG ECHO funding in 2025:
\$204,384,572



Distribution of DG ECHO funding per partner category (2025)

5. Syrian Arab Republic

Total DG ECHO funding in 2025:
\$199,156,664



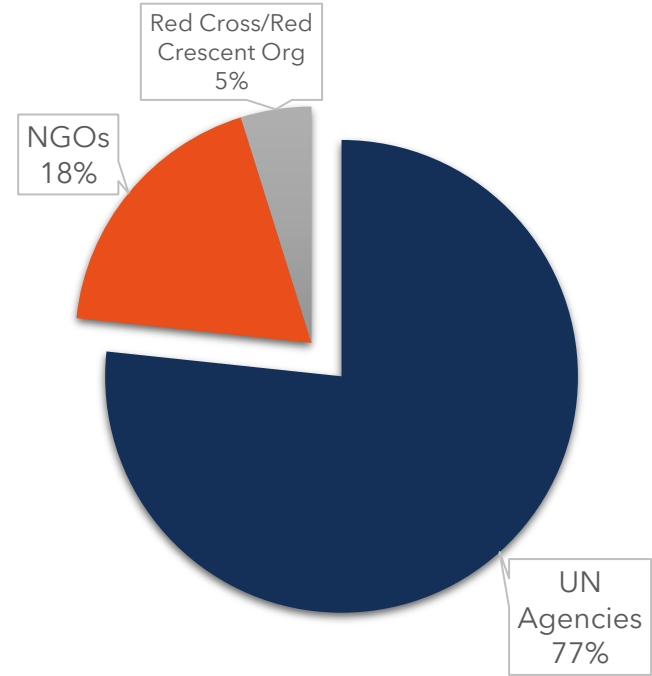
**Distribution of DG ECHO funding per partner category
(2025)**



Among the 10 countries receiving the highest levels of DG ECHO funding, Syria stands out for its relatively balanced mix

6. Lebanon

Total DG ECHO funding in 2025:
\$163,012,873

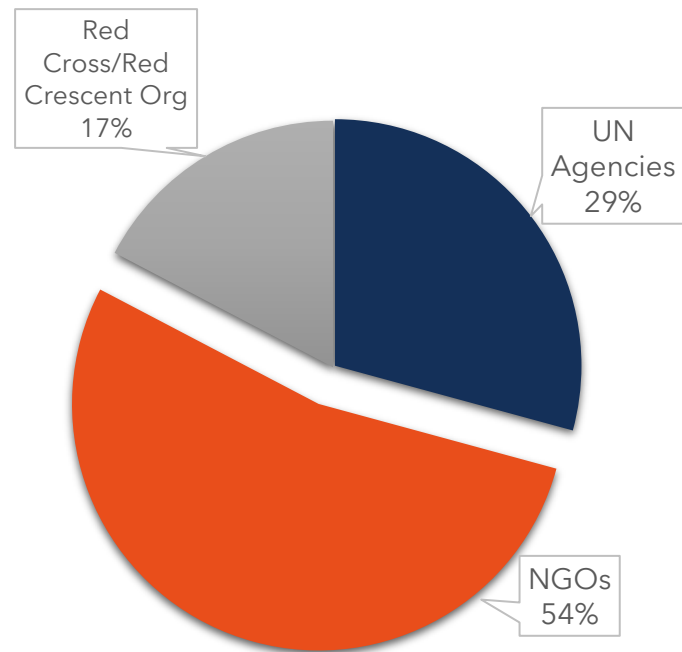


Distribution of DG ECHO funding per partner category (2025)

💡 Among the 10 countries receiving the highest levels of DG ECHO funding, Lebanon has the most UN-dominated portfolio (77%).

7. Democratic Republic of the Congo

Total DG ECHO funding in 2025:
\$142,219,553

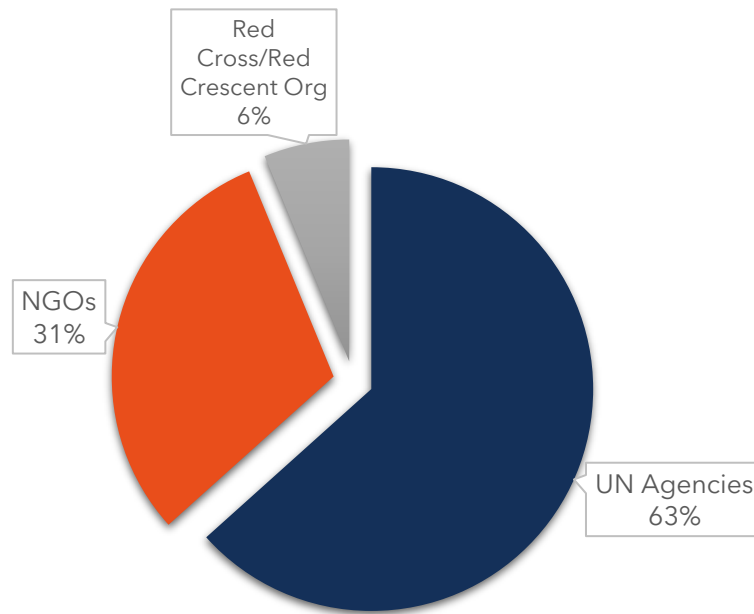


Distribution of DG ECHO funding per partner category (2025)

💡 DRC is among the two countries in the top 10 DG ECHO most funded countries, where NGOs receive the majority of funding (54%)

8. South Sudan

Total DG ECHO funding in 2025:
\$141,941,116



Distribution of DG ECHO funding per partner category (2025)

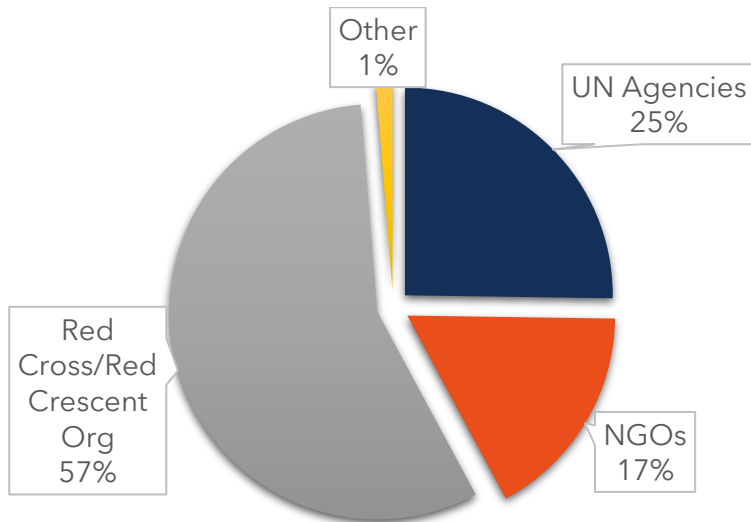


Among the 10 countries receiving the highest levels of DG ECHO funding, South Sudan has the third-highest UN-dominated portfolio (63%).

9. Global

N.B. On FTS, “Global” refers to **funding that is not tied to a specific country or crisis**. It covers worldwide or multi-country humanitarian activities, or support organisations on thematic issues.

Total DG ECHO funding in 2025:
\$133,419,709



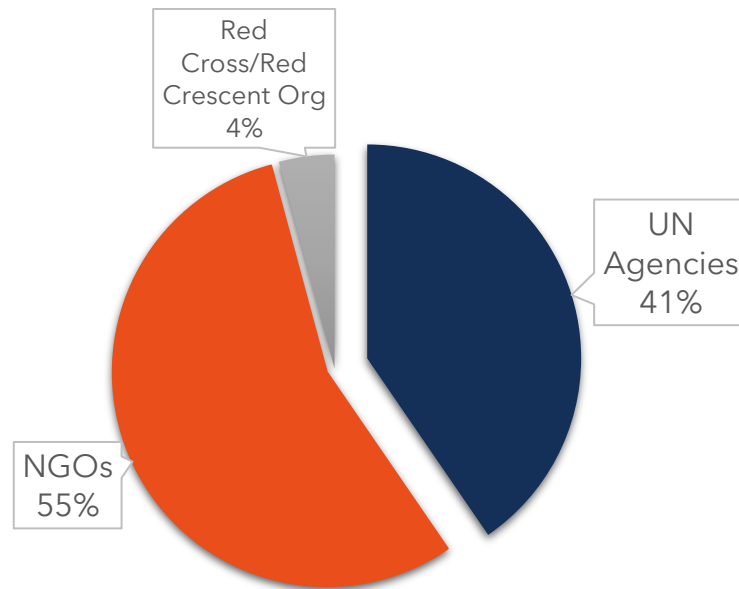
Distribution of DG ECHO funding per partner category (2025)



The ‘Global’ envelope shows a reverse pattern in the top 10, with the Red Cross Movement receiving more than half (57%) of the total (DREF, PP...).

10. Yemen

Total DG ECHO funding in 2025:
\$118,511,037



Distribution of DG ECHO funding per partner category (2025)

💡 Yemen is among the two countries in the top 10 DG ECHO most funded countries, where NGOs receive the majority of funding (55%)

Why focus on the 10 countries receiving the highest levels of DG ECHO funding?

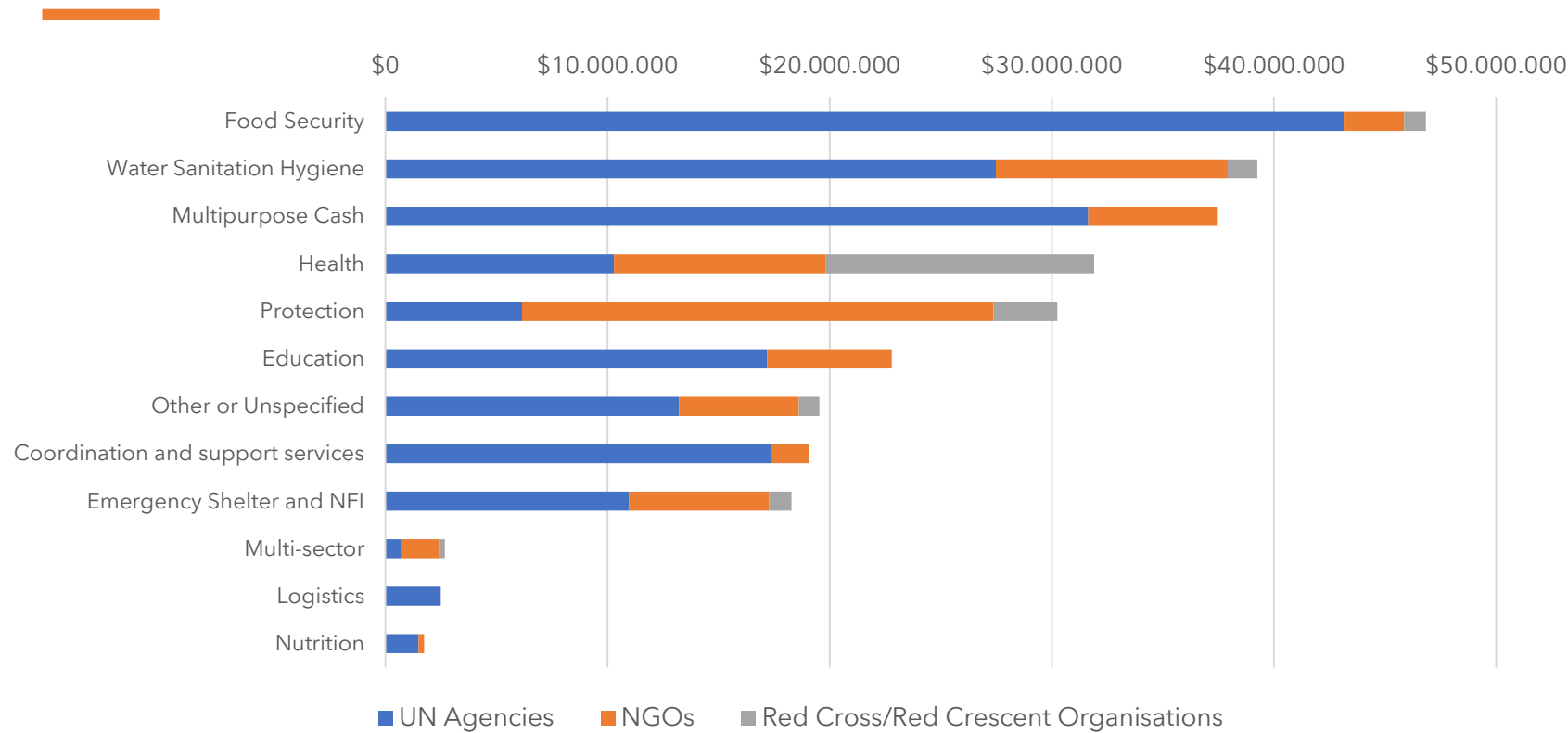
- The 10 countries receiving the highest levels of DG ECHO funding represent 60% of DG ECHO's global budget.
- Palestine, Ukraine, and Sudan - the three most funded crises - alone account for a quarter of the total 2025 allocations.

Main conclusions

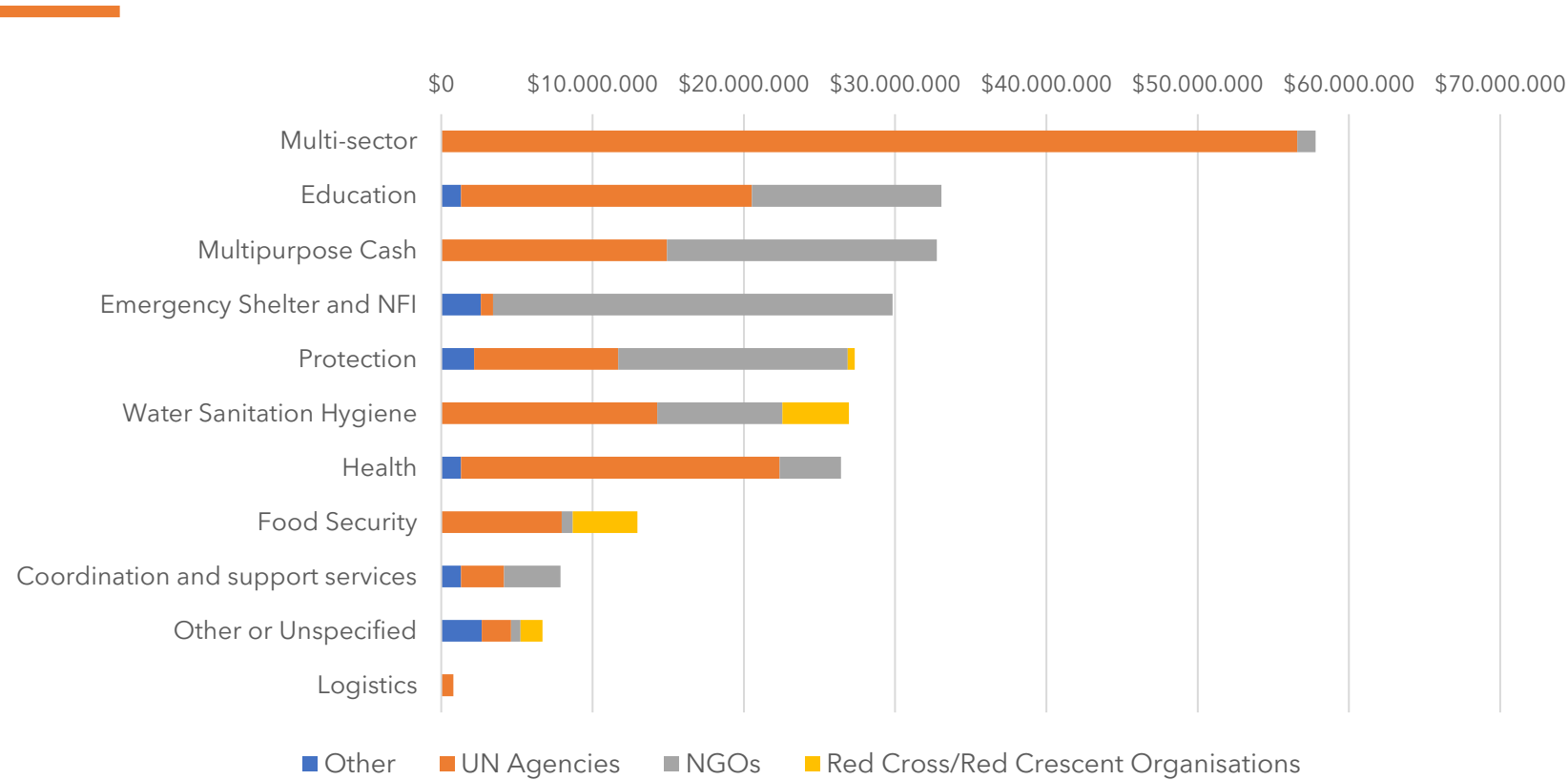
- In the 10 countries receiving the highest levels of DG ECHO funding, UN agencies remain the main implementing channel, often exceeding 55-60% of the portfolio.
- NGOs play a crucial role, often managing around 30-40% of funding, and in some contexts, even the majority (DRC and Yemen).
- Red Cross/Red Crescent organisations show variable shares depending on the operational context, from 2% to almost half of total funding (as in the Global envelope).

Top 5 countries – Sector Analysis

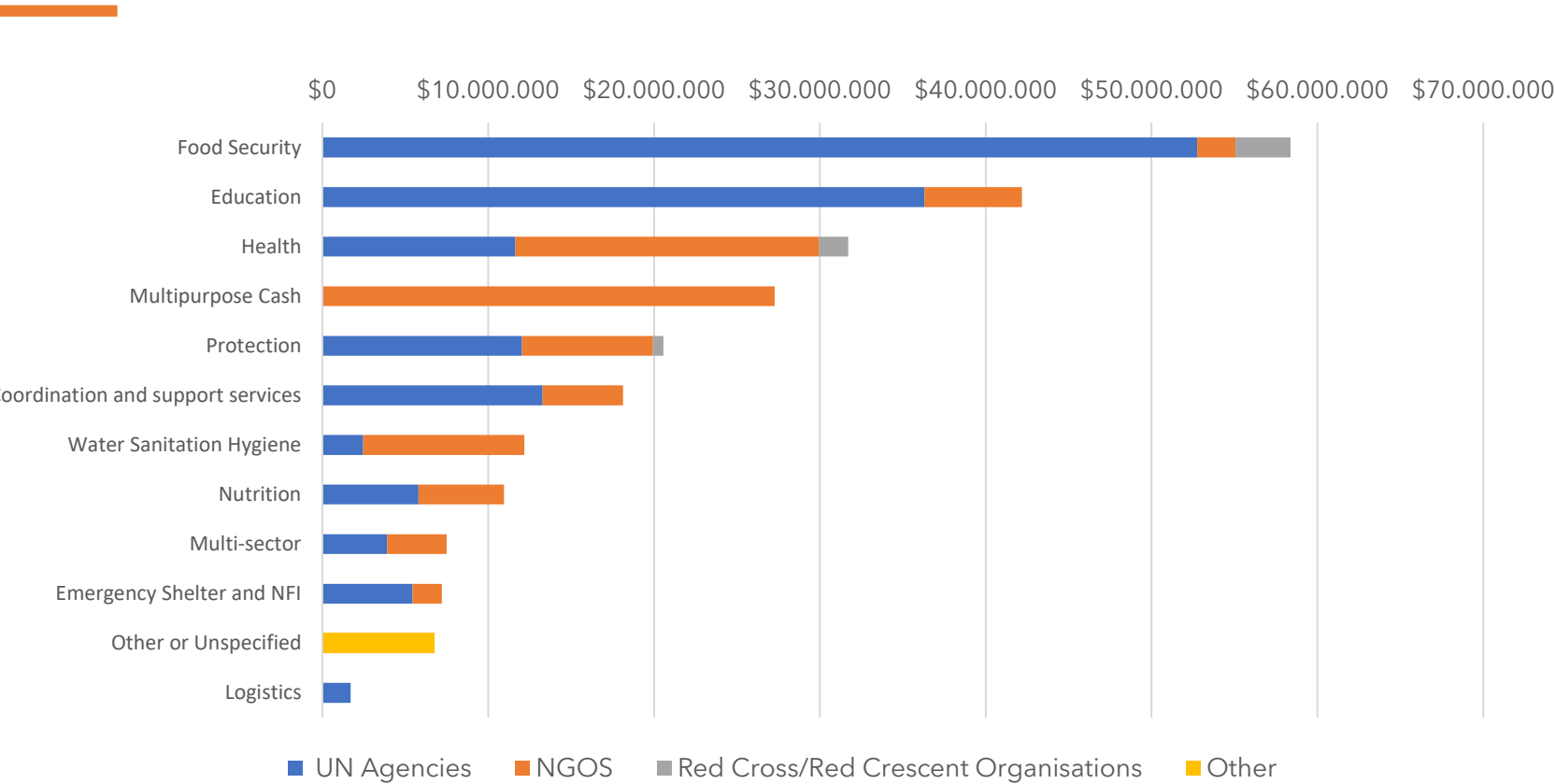
DG ECHO 2025 Funding in Occupied Palestinian Territories - Sector Analysis



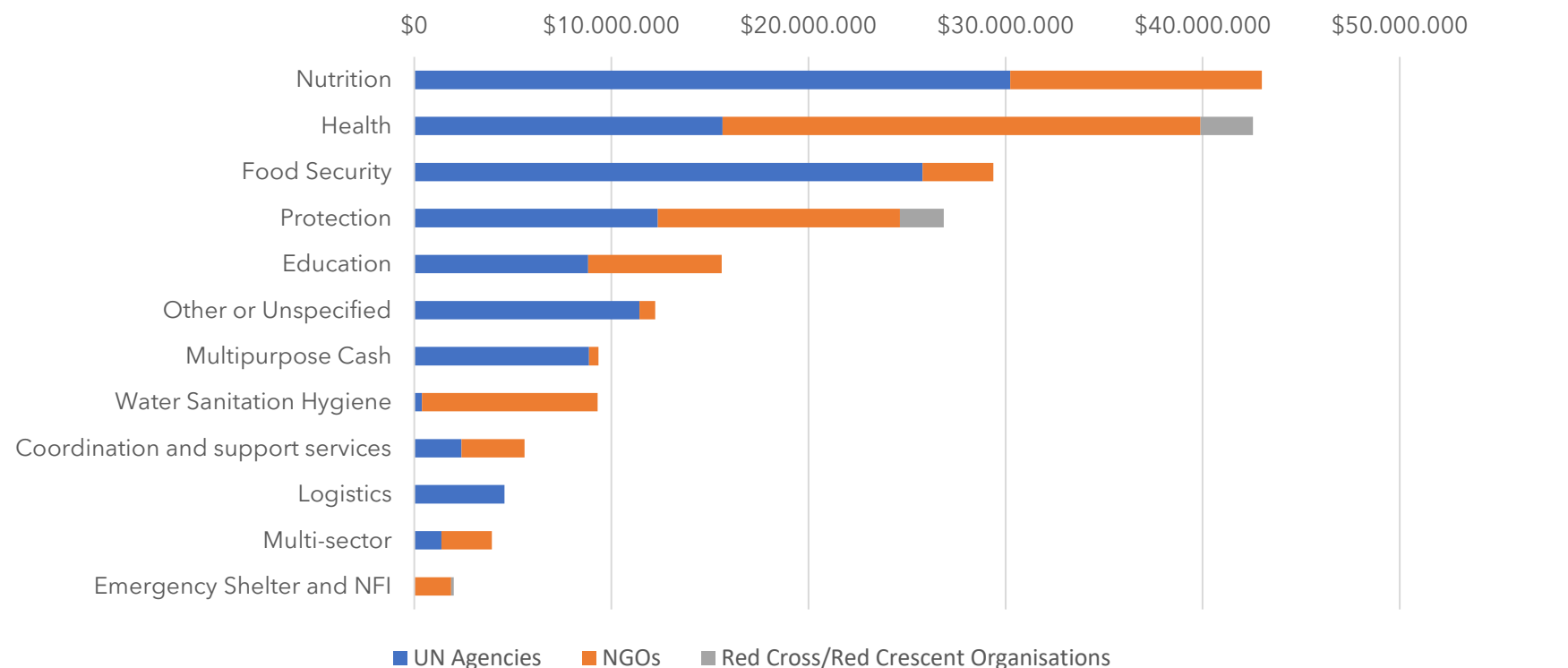
DG ECHO 2025 Funding in Ukraine - Sector Analysis



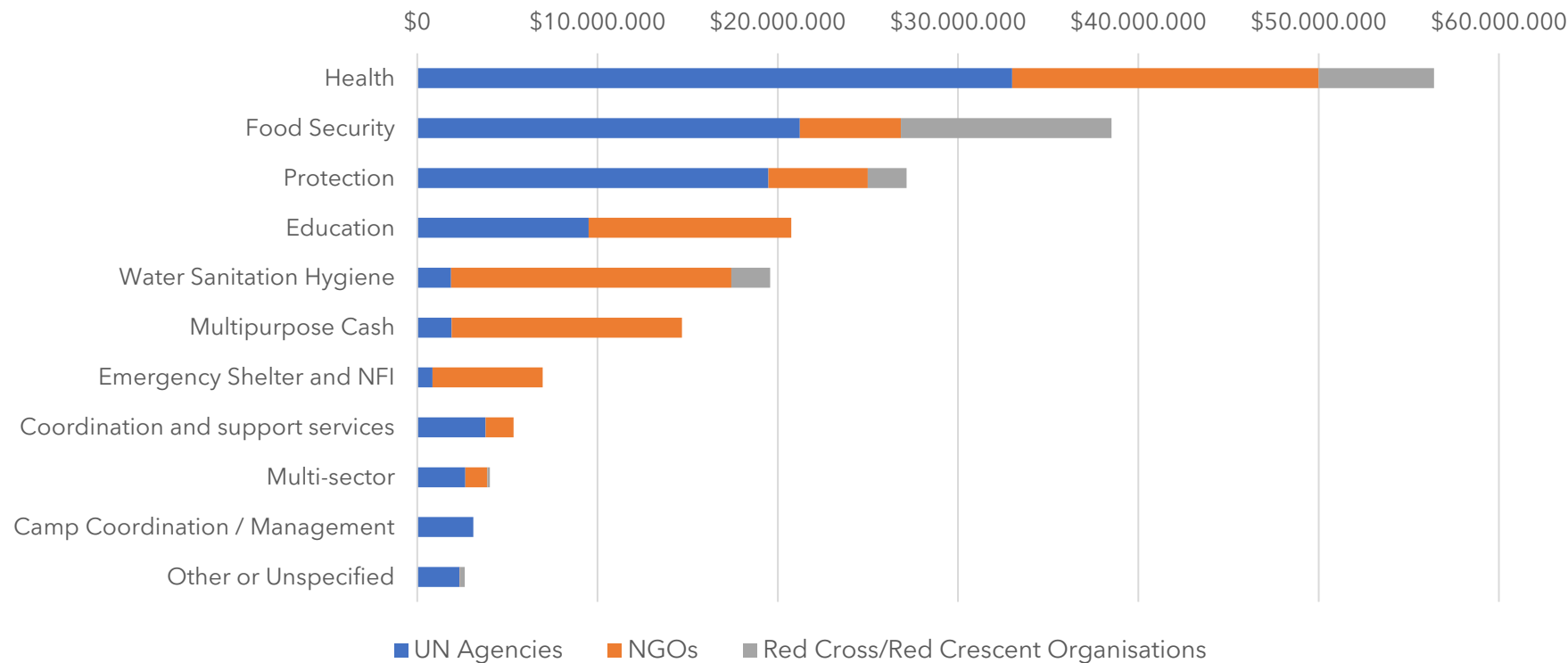
DG ECHO 2025 Funding in Sudan - Sector Analysis



DG ECHO 2025 Funding in Afghanistan - Sector Analysis



DG ECHO 2025 Funding in Syria - Sector Analysis



Focus on high funding concentration

Focus on high funding concentration (2025)



For this analysis, we consider that a 'high funding concentration' means that one category of partner receives more than 70% of the funding allocation in a given country.

- UN agencies received more than 70% of the funding allocation in 29 countries.
 - NGOs received more than 70% of the funding allocation in 13 countries.
-
- 10,8% of DG ECHO total funding is going to countries where allocation is highly concentrated on UN agencies.
 - 2,6% of DG ECHO funding is going to countries where allocation is highly concentrated on NGOs.

Conclusion

Conclusion

- The global repartition of funding between DG ECHO partners remains steady and balanced.
- Notably, the NGOs' share has increased between 2024 and 2025 (+2 percentage points).
- However, country-level analysis shows strong imbalances.
- In the 10 countries receiving the highest levels of DG ECHO funding, UN agencies remain the main implementing channel, often exceeding 55-60% of the portfolio.
- Two exceptions to the patterns, Yemen and DRC, are noteworthy, where NGOs receive, respectively, 55% and 54% of the allocation.
- High concentration of funding contexts – i.e. where more than 70% of the funding is going to one type of partner – remains limited to a small proportion of DG ECHO's total funding.